



Company Overview

MIRAIT Holdings Corporation

1. Message from the President

The MIRAIT Group was born on October 1, 2010 by integrating Daimei Telecom Engineering Corp., Commuture Corp. and Todentsu Corp. with aspirations to make a valuable contribution to our society.

Now, in our society addressing environmental and aging problems, more and more roles played by information technologies have been required in a broader range of fields including environmental issues, new energy, next-generation mobility, safe and security issues.

With the rising importance of information and telecommunications, engineering companies are urged to transform themselves for providing more-advanced services in all areas that transcend their traditional businesses. To meet the challenge without delay, the three companies combined each technology, experience and human resource, and then, made an even stronger management foundation.

Although the path of innovative changes is not easy, we will never stop moving forward until we achieve the highest level of satisfaction and trust by customers, while sharing a common sense of urgency.

MIRAIT is a new word coined from the Japanese word “MIRAI” meaning future and “IT” standing for information technology. Our goal is to become a “Comprehensive Engineering and Service Company” that can contribute to create new value and the bright future of our society making full use of information technologies.



Goro Yagihashi
President and Chief Executive Officer

2. Corporate Profile of MIRAIT Group (AS OF MARCH 31,2012)

COMPANY NAME

MIRAIT Holdings Corporation

NUMBER OF EMPLOYEES

Consolidated 7,202

OUTLINE OF BUSINESS

Construction and related projects and consulting for ; Telecommunications systems

Electrical and electrical communications facilities and equipment

Software products and solutions

REPRESENTATIVE DIRECTOR

(AS OF June 28,2012)

President and Chief Executive Officer
Goro Yagihashi

Senior Executive Vice President
Masatoshi Suzuki

Senior Executive Vice President
Fumio Takaesu

Senior Executive Vice President
Kenichi Nishimura

SECURITIES TRADED

Tokyo Stock Exchange, First Section

Osaka Securities Exchange, First Section

(Securities Code 1417)

RATING

R&I (Rating & Investment Information ,Inc) **A-**

JCR (Japan Credit Rating Agency, Ltd.) **A-**

ESTABLISHED

October 1,2010

HEADQUARTERS

5-6-36 Toyosu Koto-ku Tokyo Japan

CAPITAL

CAPITAL JPY 7.0 billion

MAIN CONSOLIDATED SUBSIDIARIES

Daimei Telecom Engineering Corp.
Commuture Corp.,
Todentsu Corp.

TERM - END

March 31, every year

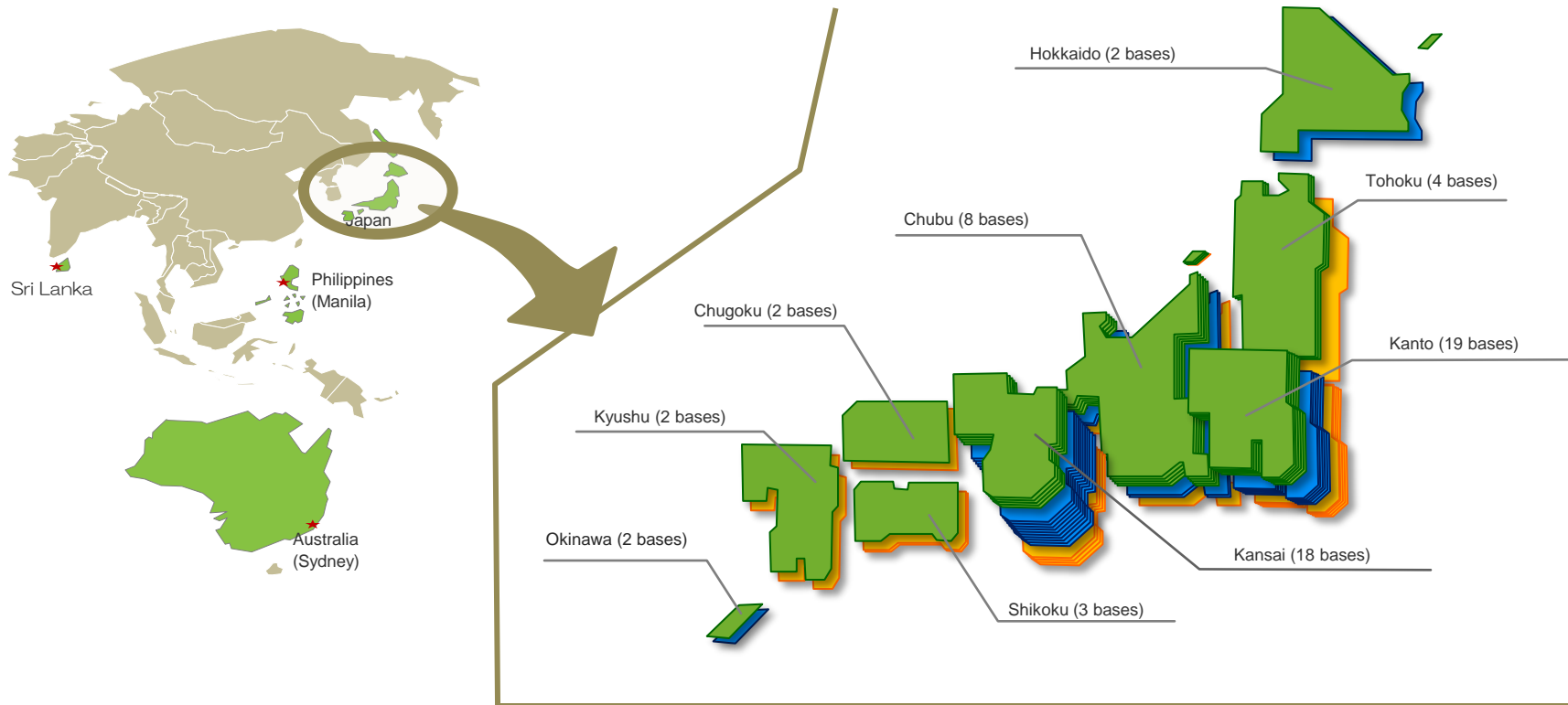
URL (English)

<http://mirait.co.jp/en/>

※ Number of consolidated companies 36

2. Corporate Profile of MIRAIT Group (AS OF MARCH 31, 2012)

- Have a history of more than **60 years** as a partner of communications carriers, mainly focused on facility construction of telecommunications infrastructure
- On the scale of **236 billion yen of sales with approx. 7,200 employees in total**
- Enhanced nationwide construction structure by integration. Especially strong in **Kanto and Kansai regions** with larger markets
- As for the Group's overseas activities, businesses have been deployed in Philippines, Australia and Sri Lanka, and considering of expanding in the future
- Due to the integration, each business has been enhanced and strengthened, and has been promoting **a structural shift towards a "Comprehensive Engineering & Service Company"**



3. Business Summary of MIRAIT Group

NTT network engineering

FYE March 2012
Net sales
111.4
billion yen

- ◆ Installation, maintenance and operation of communications facilities in the field of NTT Group's fixed-line communications
- ◆ Business deployment throughout all fields from external to internal networks mainly in the Tokyo metropolitan area and Kansai area

Mobile network solutions

FYE March 2012
Net sales
60.3
billion yen

- ◆ Installation, maintenance and operation of communication facilities for mobile carriers
- ◆ Nationwide deployment by multi-carrier solution



3. Business Summary of MIRAIT Group

<p style="text-align: center; font-weight: bold;">ICT</p>	<p>FYE March 2012 Net sales 26.7 billion yen</p>	<ul style="list-style-type: none"> ◆ Installation, maintenance and operation of information communications systems for private companies and government offices ◆ Business deployment in upper layers (applications/contents) based on networks (LAN/WAN) 	<p style="text-align: center; font-weight: bold;">Civil engineering and others</p>	<p>FYE March 2012 Net sales 37.4 billion yen</p>	<ul style="list-style-type: none"> ◆ Installation, maintenance and operation of IT infrastructure for private companies and government offices ◆ Business deployment towards environmental/new energy-related businesses and overseas businesses
---	--	---	--	--	--



Data broadcast content development



Sprinkling system "Eco net" for use electricity reduction of the air conditioner outdoor unit

20~30% reduces electricity consumption
※Sales started on August,2011



Server setup work



Lighting equipment renovation works at Metropolitan Expressway route No. 6 and 7 (Tokyo)

4. Shareholder's Information (as of March 2012)

■ Securities traded Tokyo Stock Exchange, Osaka Securities Exchange

■ Securities Code 1417

■ Number of Shares Outstanding 85,381,866

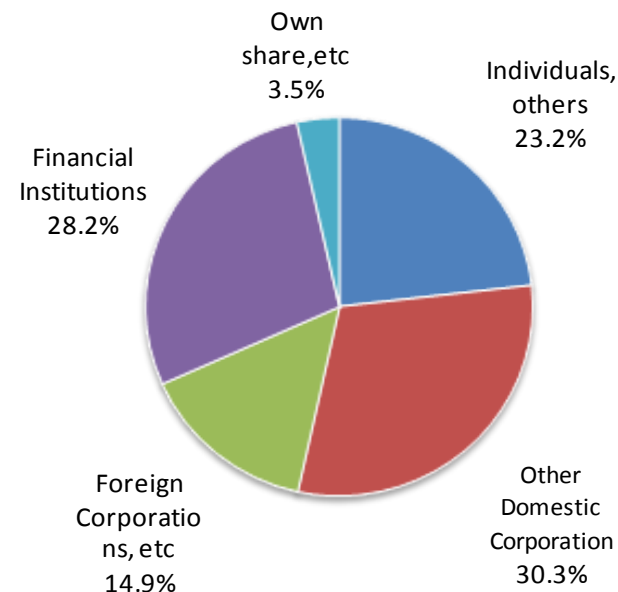
■ Share unit number 100 shares

■ Number of Shareholders 16,533

■ Major Shareholders

Name of Shareholders	Number of Shares in thousands	Ratio of Shareholding
Sumitomo Electric Industries, Ltd.	16,236	19.0%
Japan Trustee Services Bank, Ltd. (Trust Account)	4,894	5.7%
The Master Trust Bank of Japan, Ltd. (Trust Account)	4,545	5.3%
Daimei Telecom Engineering Corp.	2,501	2.9%
The Chase Manhattan Bank N.A. London SL Omunibus Account	2,488	2.9%
Sumitomo Densetsu Co., Ltd.	2,488	2.9%
BBH For Fidelity Low-priced Stock Fund (Principal All Sector Subportfolio)	2,449	2.8%
Japan Trustee Service Bank, Ltd. (Trust Account9)	1,783	2.0%
Employees's Stock Option Plan	1,471	1.7%
Mizuho Corporate Bank, Ltd.	1,229	1.4%

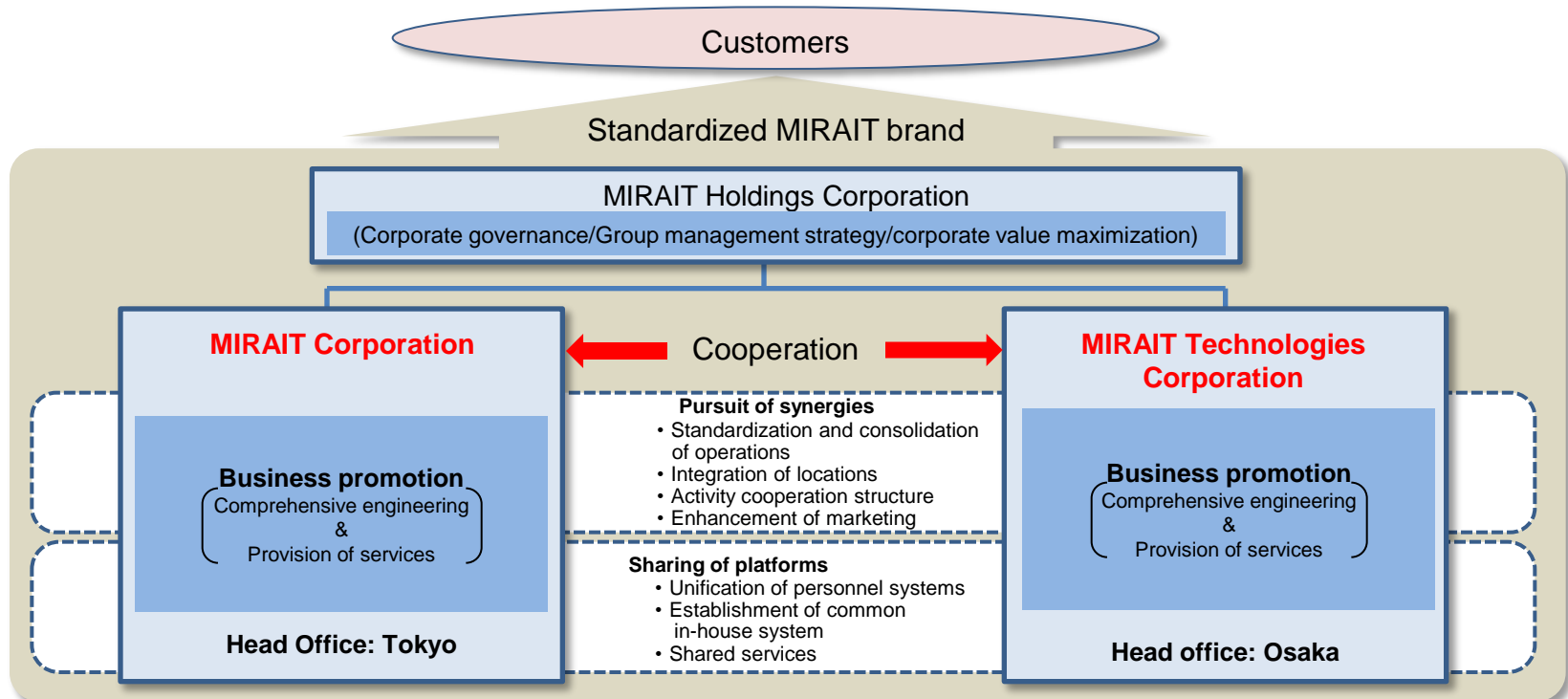
■ Shareholder Composition



5. Plans for Business Organization

- Shift from a three-company structure to a two-company structure at October 1, 2012 in order to implement integrated management and enable the efficient expansion of businesses to flexibly adapt to changes in the market.
- Standardize brands, personnel systems, in-house information systems and other business foundations to promote integrated business operations within the Group.
- Concentrate administrative works (accounting, general affairs, personnel affairs, etc.) at the shared service center to improve the efficiency. Accounting operations have already been consolidated.

<New Organization>



6. Financial Results [Consolidated]

(Billions of yen)

	FYE March 2011	FYE March 2012							FYE March 2013			
	Full year actual (a)	Full year actual (b)	Composition ratio	Full year Plan (c)	Changes against previous FY (b)-(a)	Rate of changes against previous FY (b)-(a)/(a)	Changes against plan (b)-(c)	Rate of changes against previous FY (b)-(c)/(c)	Full year plan (d)	Composition ratio	Changes against previous FY (d)-(b)	Rate of changes against previous FY (d)-(b)/(b)
Orders received	241.3	252.0	—	257.2	10.7	4.5%	(5.1)	(2.0%)	261.3	—	9.2	3.7%
Net sales	246.6	236.0	100%	251.6	(10.5)	(4.3%)	(15.5)	(6.2%)	265.0	100%	28.9	12.3%
Gross profit on sales	24.3	24.0	10.2%	26.5	(0.3)	(1.2%)	(2.4)	(9.3%)	27.4	10.4%	3.3	14.0%
SGA	19.3	18.7	8.0%	18.9	(0.5)	(3.0%)	(0.1)	(0.7%)	19.1	7.2%	0.4	2.1%
Operating profit	4.9	5.2	2.2%	7.6	0.2	5.6%	(2.3)	(30.7%)	8.3	3.1%	3.0	57.6%
Ordinary income	5.7	6.1	2.6%	8.0	0.4	7.0%	(1.8)	(22.7%)	9.0	3.4%	2.8	45.6%
Net income	30.6	3.2	1.4%	4.7	(27.3)	(89.4%)	(1.4)	(30.8%)	3.3	1.3%	0.0	1.5%

* For further informations , please refer to our presentation materials on our website.(<http://www.mirait.co.jp/en/ir/library/index.html>)

7. Results by Business Sector [Consolidated]

(billions of yen)

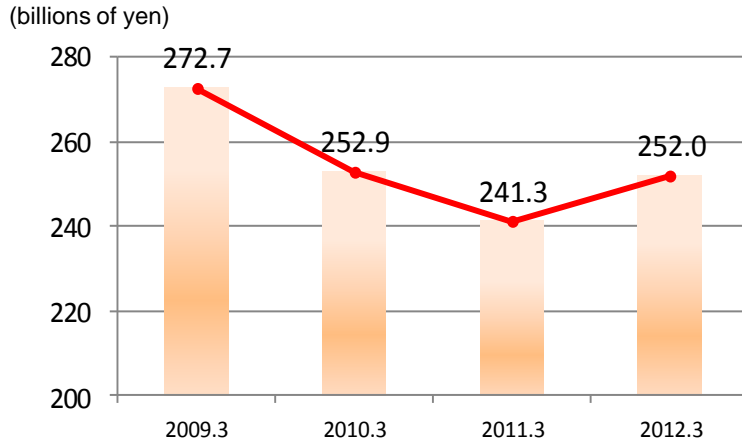
<Orders received>	FYE March 2011	FYE March 2012						FYE March 2013 (forecast)		
	Full year actual (a)	Full year actual (b)	Full year plan (c)	Changes against previous FY (b)-(a)	Rate of changes against previous FY (b)-(a)/(a)	Changes against plan (b)-(c)	Rate of changes against plan (b)-(c)/(c)	Full year plan (d)	Changes against previous FY (d)-(b)	Rate of changes against previous FY (d)-(b)/(b)
NTT network engineering	111.6	113.7	113.0	2.1	1.9%	0.7	0.7%	109.8	(3.9)	(3.5%)
Mobile network solutions	65.0	66.0	71.2	1.0	1.6%	(5.1)	(7.2%)	71.5	5.4	8.2%
ICT	25.3	27.3	32.7	1.9	7.6%	(5.3)	(16.5%)	33.2	5.8	21.6%
Civil engineering and others	39.2	44.9	40.3	5.6	14.4%	4.6	11.4%	46.8	1.8	4.2%
Total	241.3	252.0	257.2	10.7	4.4%	(5.1)	(2.0%)	261.3	9.2	3.7%

<Net sales>	FYE March 2011	FYE March 2012						FYE March 2013 (forecast)		
	Full year actual (a)	Full year actual (b)	Full year plan (c)	Changes against previous FY (b)-(a)	Rate of changes against previous FY (b)-(a)/(a)	Changes against plan (b)-(c)	Rate of changes against plan (b)-(c)/(c)	Full year plan (d)	Changes against previous FY (d)-(b)	Rate of changes against previous FY (d)-(b)/(b)
NTT network engineering	110.0	111.4	112.8	1.3	1.3%	(1.3)	(1.2%)	111.1	(0.3)	(0.3%)
Mobile network solutions	68.1	60.3	70.0	(7.8)	(11.5%)	(9.6)	(13.8%)	75.4	15.1	25.0%
ICT	25.6	26.7	30.8	1.1	4.3%	(4.0)	(13.0%)	31.9	5.2	19.5%
Civil engineering and others	42.6	37.4	38.0	(5.2)	(12.2%)	(0.5)	(1.4%)	46.6	9.2	24.6%
Total	246.6	236.0	251.6	(10.5)	(4.3%)	(15.5)	(6.2%)	265.0	28.9	12.3%

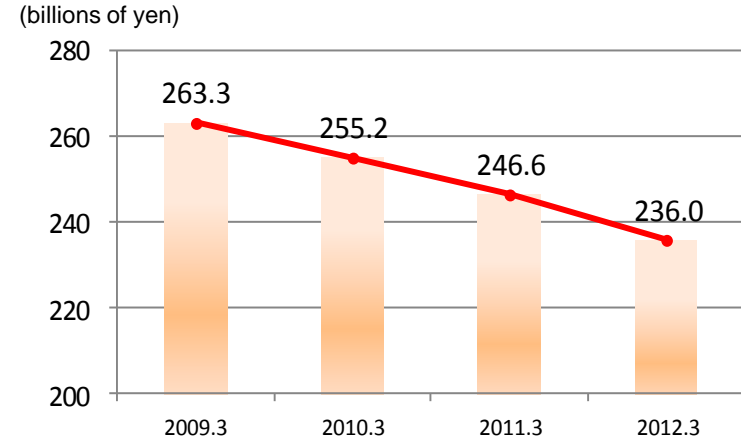
* Figures for "Full year actual" for FYE March 2011 are calculated by aggregating the full-year actual business results of DAIMEI TELECOM ENGINEERING CORP., Commutere Corp. and TODENTSU Corporation.

8. Appendix 1)

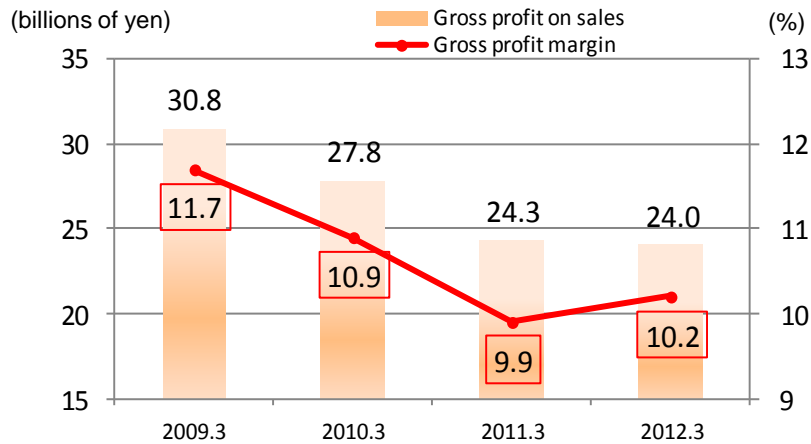
Orders Received



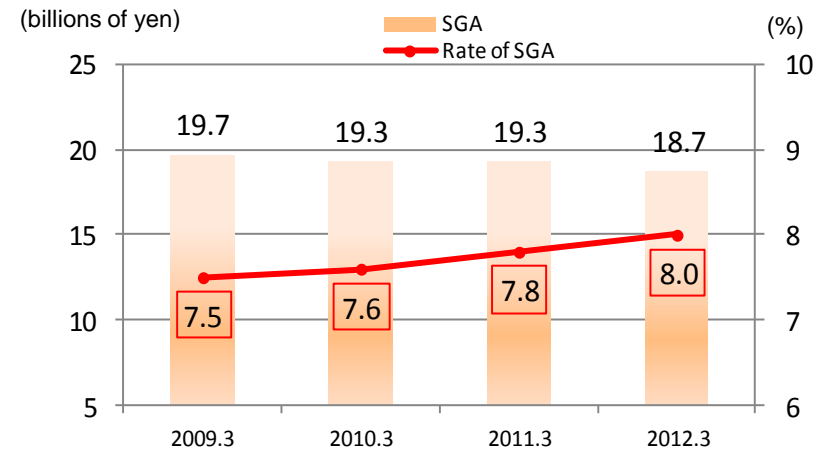
Net Sales



Gross Profit on Sales



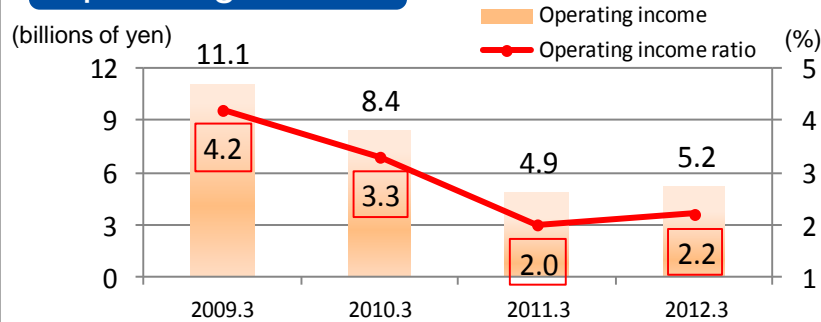
SGA (Selling, General and Administrative Expenses)



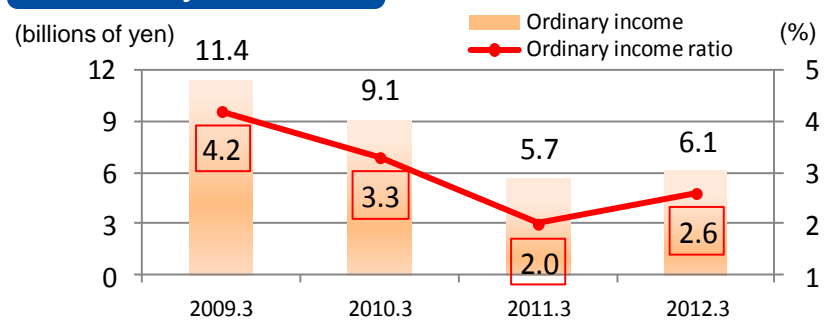
(Note) Figures up to FYE March 2010 are simple added value of 3 integrated companies in various indices.

8. Appendix 2)

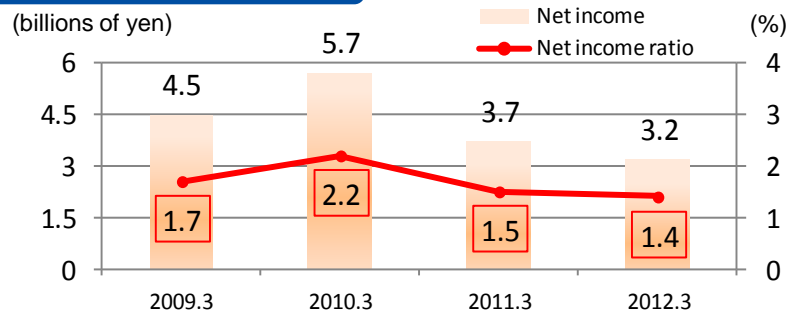
Operating income



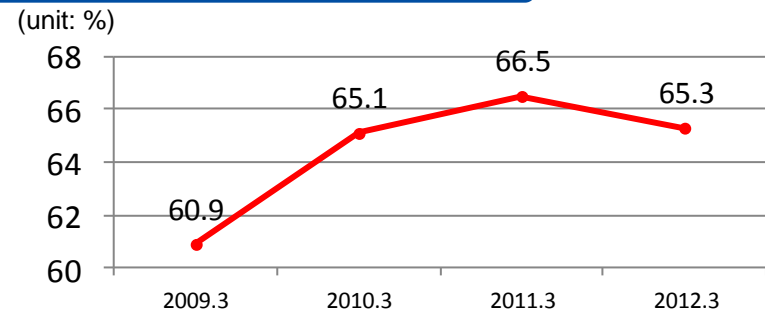
Ordinary income



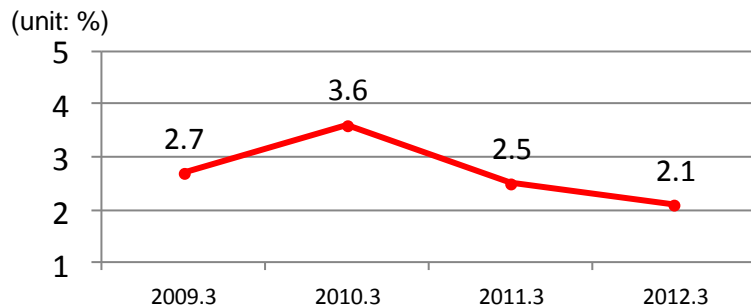
Net income



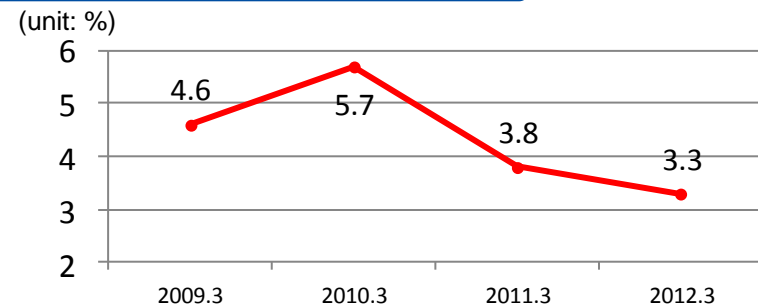
Equity ratio



Return on assets (ROA)



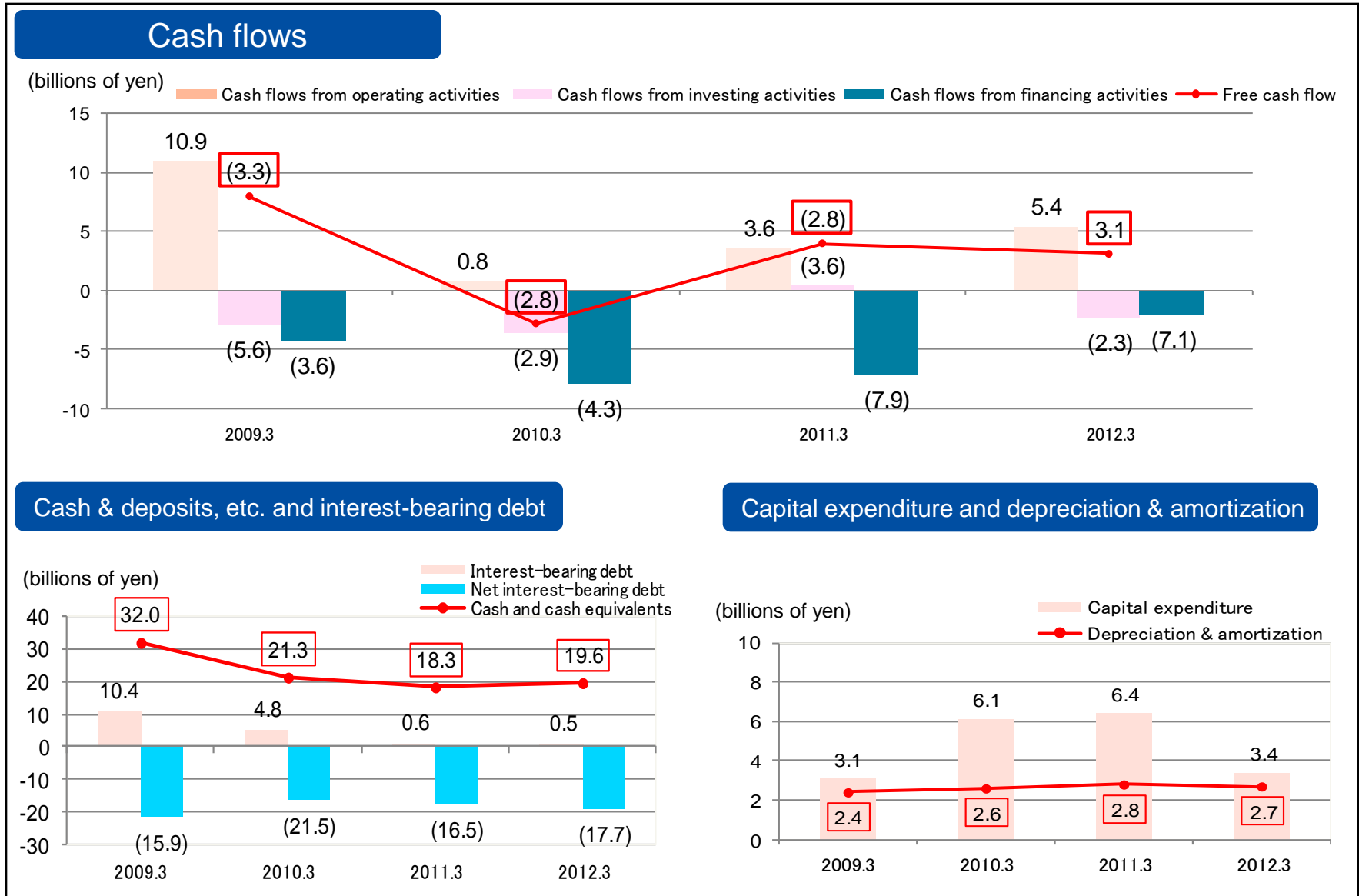
Return on equity (ROE)



(Notes)1. Figures up to FYE March 2010 are simple added value of 3 integrated companies in various indices.

2. Figures for FYE March 2011 is calculated by excluding the influenced amount of negative goodwill.

8. Appendix 3)



(Note) Figures up to FYE March 2010 are simple added value of 3 integrated companies in various indices.

Notes

Statements and quotes relevant to the forecasted values in this handout and the session are the future prospects based on the plans and prospects of the Company at this point in time.

The actual business results could be significantly different from those stated in this handout and briefing due to changes in conditions.

As such, please be advised that we will not be able to guarantee the accuracy of the forecasted values, in this handout and the session, over the period of time to come in the future.

MIRAIT Holdings Corporation